



The Gambia

Before Class:

Download Mandinka phrases located at www.gowestafrica.org. (Mandinka is one of the main languages of The Gambia.)

Set up the room for the Unique Talent Show.

Make copies of the chameleons for the fact hunt. Hide them in the room or in an outdoor area. Post the river picture in a central location for the students to post their chameleons. (Appendix GB1)

Obtain paint smocks, small baby food jars for each child, and old or cheap bottles of nail polish for painting the jars.

Make copies of the prayer reminders for each child. (Appendix GB2)

Obtain a map of Africa or a world map.

Introductory Activity – Learning the Language

Welcome the kids to class by greeting them in Mandinka. Allow the children to practice the greetings throughout the session.

Unique Talent Show

As the children enter the classroom, explain that we are going to begin our study with a Unique Talent Show.

You may want to contact families ahead of time to encourage them to help their child think of a unique talent to share. Invite the children to take a seat in the “show” area that you have prepared.



The teachers may want to begin the talent show with some of their own unique talents. A few ideas – curling tongue, whistling, jumping high, etc. Children who are hesitant to share talents individually may be able to sing a silly song together.

Say: “Today we are going to learn about a missionary kid who is using her unique talents to share Jesus with the peoples of West Africa.”



Story – Meredith Q., Third Culture Kid in The Gambia

“Each one should use whatever gift he has received to serve others, faithfully administering God’s grace in its various forms.” (Matthew 21:16, NIV).

Most people would think the red and pink paint splotches have ruined Meredith Q.’s favorite dress. But Meredith, age 8, doesn’t mind.

She wears the dress every time she goes to villages with her parents to share Jesus with Sereer-Palor people. Sitting on a mat in the shade of a tree, Meredith bites her tongue and crinkles her nose in great concentration. She pumps the brush into the polish bottle and dabs the color onto the toenails of a young Sereer girl with dark, dusty feet.

“We girls just like to be pretty,” Meredith said, explaining her toenail-painting ministry. “The village girls never had anything like that done to them before. God made them, and they need to feel loved and needed.”

A crowd of girls gathers. Each one is eager to choose a color: Pink Lady, Sheer Moon Berry, Shimmering Lilac Frost. As they wait for their turn, they listen to the Bible stories being told by Meredith’s parents and volunteers from the United States. “Meredith really brings something to our team that we can’t,” said her mother. “She bonds with the children in a special way, faster than we ever could.”



Meredith’s parents take teams from American churches to the villages in Senegal, The Gambia and Guinea to share the Gospel. Meredith used to just stick closely by her mother’s side, but she’s learned how to feel comfortable in the villages.

She learned how to eat rice and fish with her hands out of a bowl on the dirt floor of a mud hut. She teaches the village children how to play “Duck, Duck, Goose.” She loves to dance with the women and cuddle their babies.

She can also greet people in about five different languages. Recently, Meredith told the village children the story of Jonah. The children listened quietly, realizing this story wasn’t just for adults since it was coming from someone their own age.

“The kids in America know about Jesus,” Meredith said, “but the kids here don’t have anyone to tell them. They don’t have a church to go to. That’s why we have to tell them.”




Facts – Chameleon Hunt (See Appendix GB1)

Say: “The Gambia River runs through the entire country of The Gambia. There are many different animals along the river.

One of the most unusual animals found in The Gambia is the chameleon. As you probably know, chameleons change colors so that they can blend into their surroundings.

Let’s go on a chameleon hunt and see if we can find facts about The Gambia.”

After each child has found a chameleon, bring them all back to the central location and allow them to post their chameleon on the poster – trying to match its color with its background.



Ask kids to locate The Gambia on the map.

Prayer Activity – Prayer Jars (See Appendix GB2)

Say: “Today we are going to make prayer jars with reminders of how to pray for Meredith’s family and others going to minister in The Gambia.”

Provide each child with a paint smock and a baby food jar. Using different colors of nail polish, each child will be able to paint their baby food jar.


Provide each child with a copy of the prayer reminders and encourage them to cut up the reminders and keep them in the jar. Encourage the children to pray through the requests at meal time or before bed.

Additional Activities:


Map page (Appendix GB3)

Flag page (Appendix GB4)

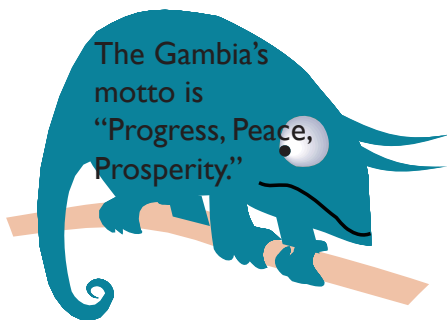
Special food - fried sweet potatoes (Appendix GB5)



1,360,000
people live in
The Gambia.



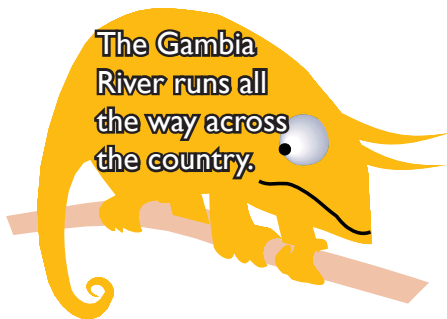
The Gambia's
Independence
Day is February
18, 1965.



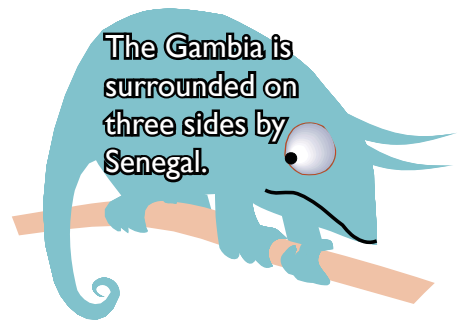
The Gambia's
motto is
"Progress, Peace,
Prosperity."




The Gambia is
about the size
of Maryland.



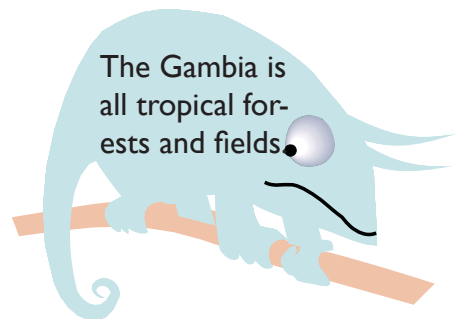
The Gambia
River runs all
the way across
the country.



The Gambia is
surrounded on
three sides by
Senegal.



About 40% of
people in
The Gambia can
read.



The Gambia is
all tropical for-
ests and fields.



Pray that the children of
The Gambia will hear about
Jesus.

Pray for missionary kids to be
able to use their talents to
share Jesus.

Pray for the missionary kids
that live in West Africa.

Pray for Meredith as she shares
of God's love.

Pray for the millions of West
Africans who do not
know Jesus.

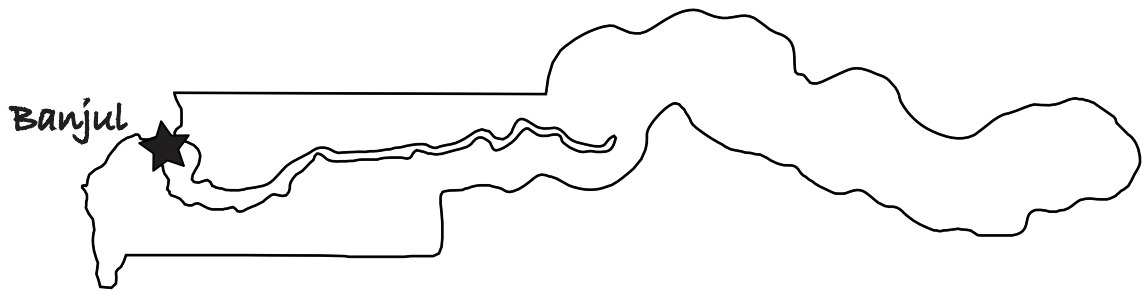
Pray for the churches in
The Gambia to be strong and
grow.

Pray for missionaries who are
sharing God's love with people
in The Gambia.

Pray for the believers in The
Gambia to be strong in their
faith and to share it with their
friends.



The Gambia



Capital name: Banjul

Religions: Muslim 90%, Christian 9%, indigenous beliefs 1%

Tropical; hot, rainy season (June to November); cooler, dry season (November to May)



The Gambia

1
2
3
2
4

1 = red

2 = white

3 = blue

4 = green



Fried Sweet Potatoes

Sweet potatoes

Oil

Salt

Cut sweet potatoes in long 1/2 inch wedges. Fry in oil until nicely browned on each side. Use as many sweet potatoes as you feel are needed for your class.

Fried sweet potatoes are usually sold in brown paper bags in markets and streets all over West Africa. They are often served with a very oily onion, tomato and dried fish sauce.